

Transport Physics of Density Limits

P.H. Diamond

Newton Institute, DAMTP, Cambridge and
U.C. San Diego

ABOUND Seminar
March 8, 2024

This research was supported by the U.S. Department of Energy, Office of Science, Office of Fusion Energy Sciences, under Award Number DEFG02-04ER54738.

→ Or...

**“How the Birth and Death of Shear Layers
Determines Confinement Evolution:
From the L→H Transition to the Density Limit”**

→ See as above, P.D. et al Phil Trans Roy Soc 381 (OV thru 2022)

→ Many refs. throughout

- Collaborators:

Rameswar Singh, Ting Long, Rongjie Hong, Rui Ke, Zheng Yan,
George Tynan, Rima Hajjar

- Ackn:

Peter Manz, Martin Greenwald, Thomas Eich, Lothar Schmitz,
Andrew Maris, ...

N.B. : Why Study Density Limits?

- Constraint on operating space
- Fusion power gain $\sim n^2$
- Attractive feedback loop ?! :

A diagram illustrating a feedback loop. It consists of two equations arranged vertically, connected by two curved blue arrows. The top equation is $P_{fusion} \sim n^2$. The bottom equation is $n_{max} \sim P_{in}^\alpha$. A blue arrow on the left points from the bottom equation up to the top equation. A blue arrow on the right points from the top equation down to the bottom equation.

$$\begin{array}{c} P_{fusion} \sim n^2 \\ n_{max} \sim P_{in}^\alpha \end{array}$$

$$(0 < \alpha < 1)$$

Caveat Emptor

- Dual/Mixed theoretical and experimental approach
- Emphasis on dynamics, micro \leftrightarrow macro connection etc., not scalings
- Emphasis on L-mode density limit
- N.B. Negative Triangularity (NV) experiments open new roads forward
(c.f. Sauter, Hong + DIII-D, submitted)
- DL as confinement transition \leftrightarrow exploit L \rightarrow H experience

42 Years of H-mode – Lessons (1982 →)

- Saved MFE from Goldston scaling
- Introduced transport barrier, bifurcation → state ‘phases’ and transitions
- Role of flow profile in confinement (BDT ’90)
- Dynamical feedback loops → Predator-Prey cycles, Zonal flows, etc.
(PD+’94,05; K-D ’03)
- Consequences of marked transport reduction
 - Strong interest in turbulent pedestal states
- Applications elsewhere → Density Limit

N.B. Inhibition of L→H for sufficient NT poses challenge to L→H model

Preview: A Developing Story

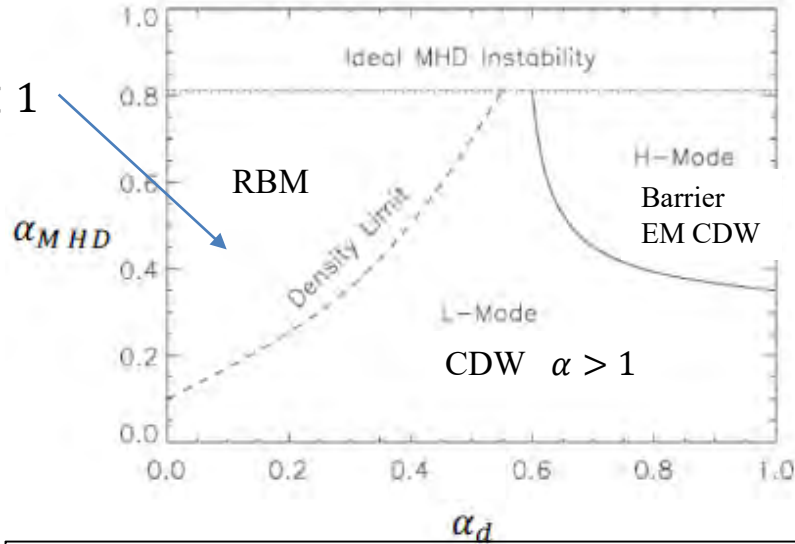
From Linear Zoology to Self-Regulation and its Breakdown

1-mode per regime

(Drake and Rogers, PRL, 1998)

$$\alpha_d = \frac{k_{\parallel}^2 V_{the}^2}{\omega \nu}$$

$\alpha < 1$



(Hajjar et al., PoP, 2018, et. seq)

State	Electrons	Turbulence Regulation
Base State - L-mode	Adiabatic or Collisionless $\alpha > 1$ Weak damping	Secondary modes (ZFs and GAMs)
H-mode	Irrelevant	Mean ExB shear $\nabla p_i/n$
Degraded particle confinement (Density Limit)	Hydrodynamic $\alpha < 1$ or damped	None - ZF collapse due weak production

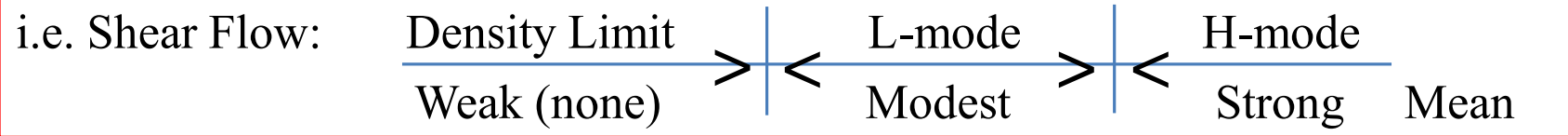
→ I-mode

Secondary modes and states of particle confinement

- $\alpha_{MHD} = -\frac{Rq^2 d\beta}{dr} \rightarrow \nabla P$ and **ballooning drive** to explain the phenomenon of density limit.
- Invokes yet another linear instability of RBM.
- **What about density limit phenomenon in plasmas with a low β ?**

L-mode: Turbulence is *regulated* by shear flows, but not suppressed.
H-mode: *Mean ExB* shear $\leftrightarrow \nabla p_i$ suppresses turbulence and transport.
Density Limit: High levels of turbulence and particle transport, as shear flows collapse.

Unified Picture →



Edge shear – as – order parameter

L → DL as a “back-transition”!?

Outline

- Density Limit Phenomenology
 - ↔ Phases and Transitions of Edge Plasma
- Some Theoretical Matters
 - ↔ Shear Layers and Their Degradation
- Power ↔ Separatrix Heat Flux Scaling of Density Limit: Dynamical Signatures
- Recent Developments
- To the Future
- Thoughts for ABOUND

Phases and Transitions of the Edge Plasma and Density Limit Phenomenology

A Brief History of Density Limits

→ Conventional Wisdom

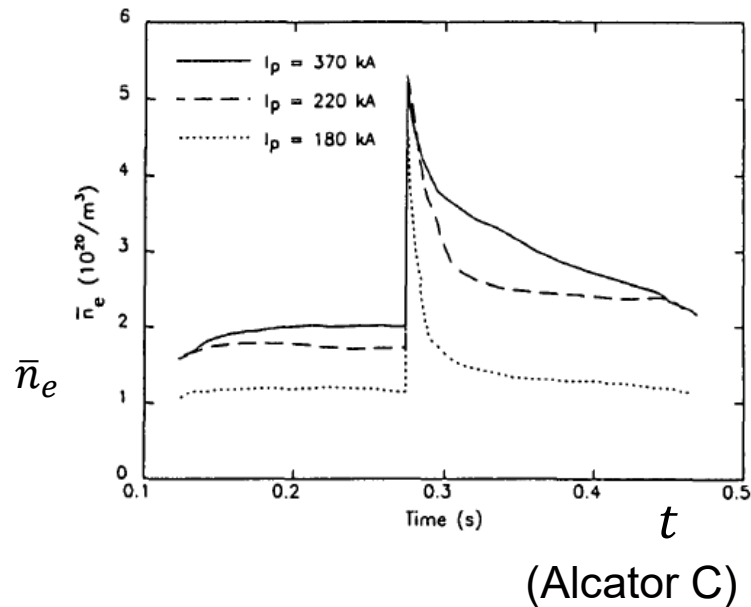
- Greenwald $\bar{n}_G \sim I_p / \pi a^2$ (dimensions?)
- High density → edge cooling (transport?!)
- Cooling edge → MARFE (Multi-faceted Axisymmetric Radiation from the Edge) by Earl Marmor and Steve Wolfe

MARFE = Radiative Condensation Instability in Strong B_0

after G. Field '64, via J.F. Drake '87 : Anisotropic conduction is key

- MARFE → Contract J-profile → Tearing, Island ... → Disruption
after: Rebut, Hugon '84, ... , Gates ...
- But: more than macroscopics going on...

- Conventional Wisdom: Radiation + MHD (Rebut → Gates...)
- Argue: **Edge Particle Transport is fundamental**
 - ‘Disruptive’ scenarios secondary outcome, largely consequence of edge cooling, following fueling vs. increased particle transport → “Causality” issue
 - \bar{n}_g reflects fundamental limit imposed by particle transport
- An Important Experiment (Greenwald, et. al. ‘88)



- Density decays without disruption after shallow pellet injection
- \bar{n} asymptote scales with I_p
- **Density limit enforced by transport-induced relaxation**
- Relaxation rate not studied
- Fluctuations?

Shear Layer in L-mode? – Universal Feature of Edges

- Shear layer impacts/regulates edge turbulence even in Ohmic/L-mode, enhanced in H-mode
- Ritz, et. al. 1990

v_{ph} - closed

v_{pl} - open

density

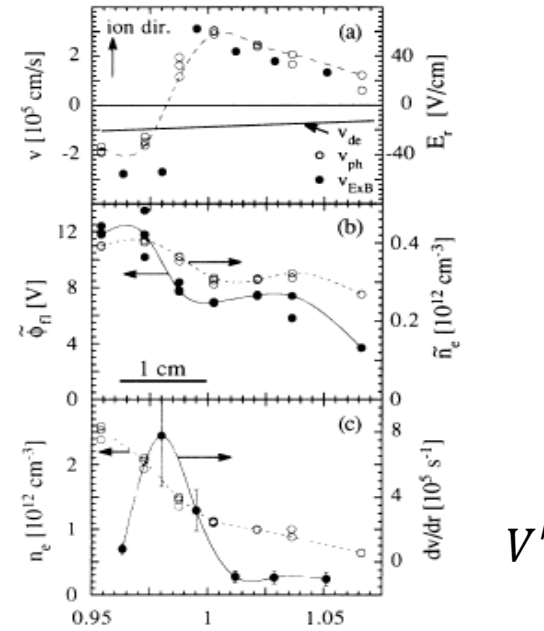


FIG. 1. Radial profiles for a discharge with $B_e = 2$ T, plasma current of 200 kA, and chord-averaged density of $n_{chord} = 2 \times 10^{13} \text{ cm}^{-3}$. (a) Phase velocity of the fluctuations v_{ph} (closed circles), $v_{E \times B}$ plasma rotation (open circles), and drift velocity v_{de} . (b) Density and floating potential fluctuations. (c) Density and velocity shear. The statistical error for individual shots is of order the symbol size and shot-to-shot reproducibility is given by the individual symbols. The systematic error in the plasma position is 0.5 cm or $r/a \approx 0.02$.

Shear layer

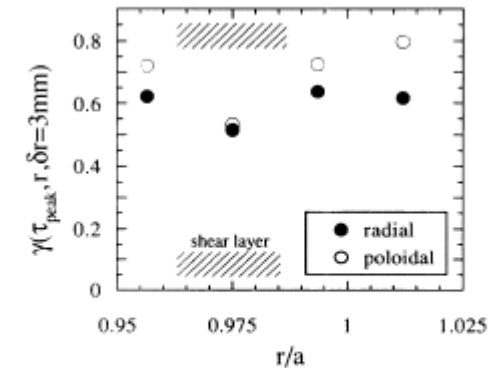


FIG. 3. Peak values of the normalized two-point correlation function for poloidally and radially separated probes with fixed separations of $\delta r = 3$ mm.

Peak correlation

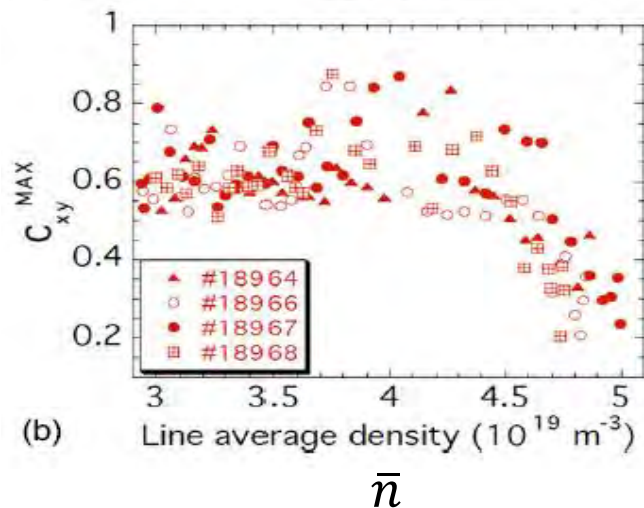
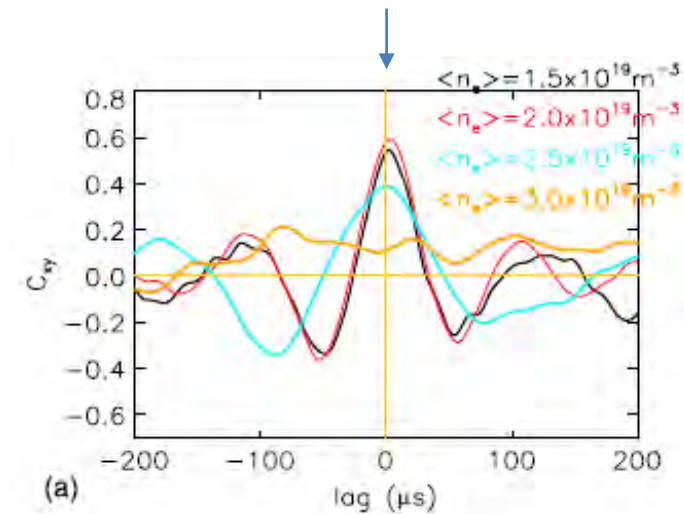
Title: “Evidence for Confinement Improvement by Velocity Shear Suppression of Edge Turbulence”

n.b. not H-mode!

➔ Role of Shear Layer in L → DL ?

Toward Microphysics: Recent Experiments - 1

(Y. Xu et al., NF, 2011)



LRC vs \bar{n}

- Decrease in maximum correlation value of LRC (i.e. **ZF strength**) as line averaged density \bar{n} increases at the edge ($r/a=0.95$) in both TEXTOR and TJ-II.
- The reduction in LRC due to increasing density is also accompanied by a reduction in edge mean radial electric field (**Relation to ZFs**).

Is density limit related to edge shear decay?!

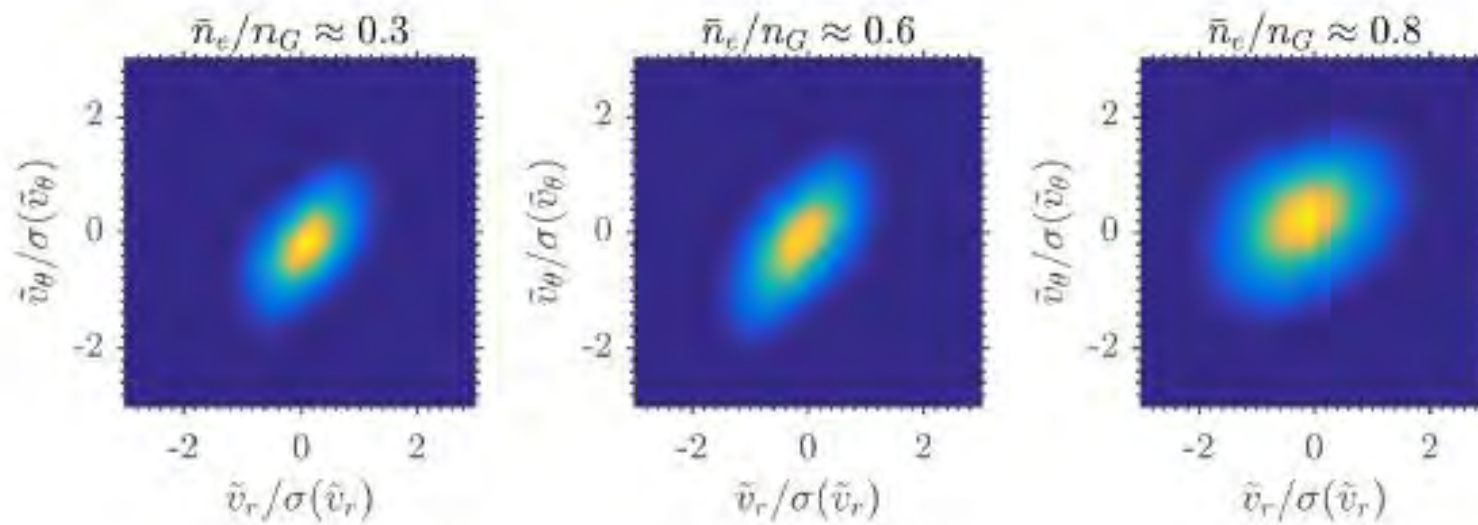
↓
Yes !

See also: Pedrosa '07, Hidalgo '08 ...

Reynolds work (Flow production) drops as $n \rightarrow n_G$ (Hong+ '18)

Fluctuation + n/n_G scan, R. Hong et. al. (NF 2018)

Distribution
Fluctuating
Velocities



- Joint pdf of $\tilde{V}_r, \tilde{V}_\theta$ for 3 densities, $\bar{n} \rightarrow n_G$
- $r - r_{sep} = -1cm$
- Note:



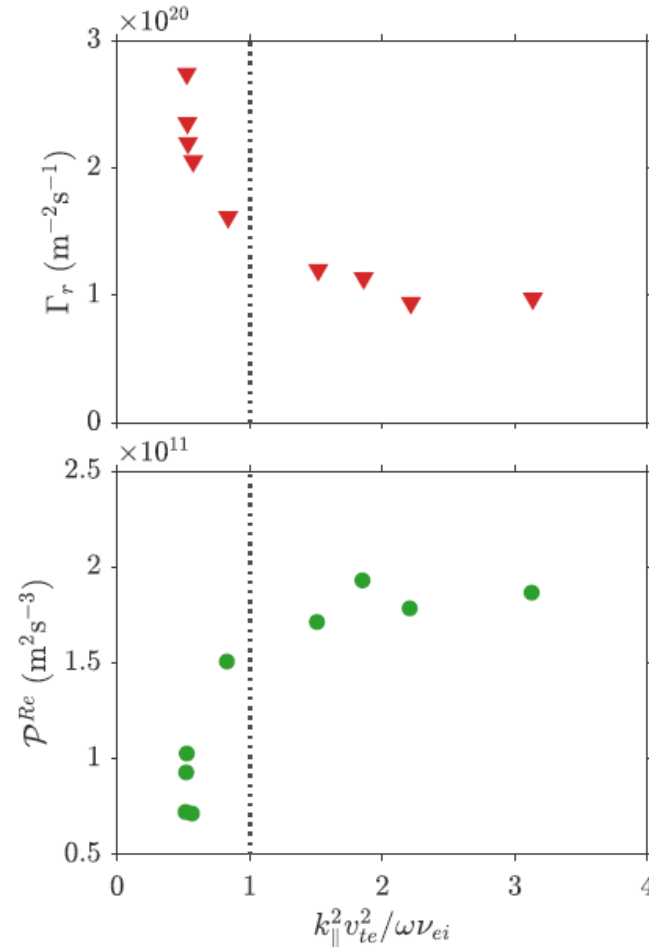
- Tilt lost, symmetry restored as $\bar{n} \rightarrow \bar{n}_g$
- Consistent with drop in P_{Re} observed

→ Weakened shear flow
production by Reynolds stress
as $n \rightarrow n_G$

Reynolds Power (Flow Production)

- Studies of $P_{Re} = -\langle \tilde{v}_r \tilde{v}_\theta \rangle \partial \langle V_E \rangle / \partial r$ vs n/n_G

$$\alpha = k_{\parallel}^2 V_{the}^2 / \omega \nu$$



Particle flux
surges for $\alpha > 1$

P_{Re} drops for $\alpha < 1$

Is DL evolution linked to degradation of edge shear layer ?

An In-depth Look at More Recent Experiments

Ting Long, P.D. et. al. 2021 NF

Rui Ke, P.D., T. Long et. al. 2022 NF

N.B. These experiments are ‘theoretically motivated’

J-TEXT – Ohmic

- $B_T \sim 1.6 - 2.2 T$ $\frac{n}{n_G} \sim 0.7$ $n_G \sim 6.4 \rightarrow 9.3 \times 10^{19} m^{-3}$

- $I_p \sim 130 - 190 kA$ $\bar{n} \sim 2.0 - 5.3 \times 10^{19} m^{-3}$

- Principal Diagnostics: Langmuir Probes

- Shear layer collapses as n/n_G increases (1)

- Turbulence particle flux increases (3)

- Reynolds stress decays (2)

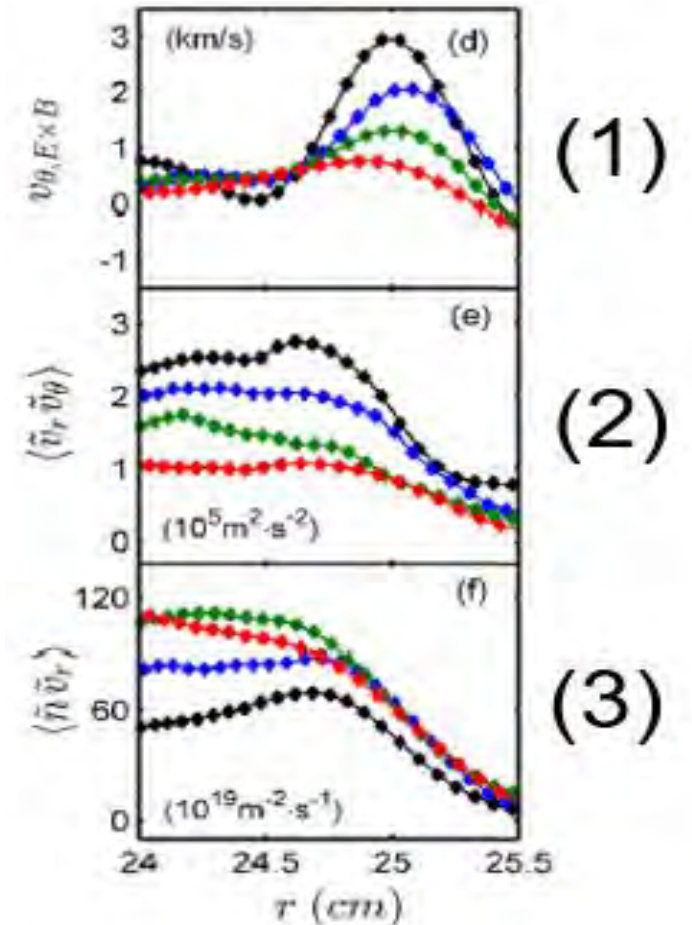
- Velocity fluctuation PdF \rightarrow symmetry

Black - $0.3n_G$

Blue - $0.34n_G$

Green - $0.6n_G$

Red - $0.63n_G$



Mean-Turbulence Couplings

- In standard CDW model:

Production \equiv Input from ∇n

$$\delta n = \tilde{n}/n_0$$

$$P_I = -c_S^2 \langle \tilde{V}_r \delta n \rangle \left(\frac{1}{n_0} \frac{\partial \langle n \rangle}{\partial r} \right)$$

Reynolds Power \equiv Coupling to Zonal Flow

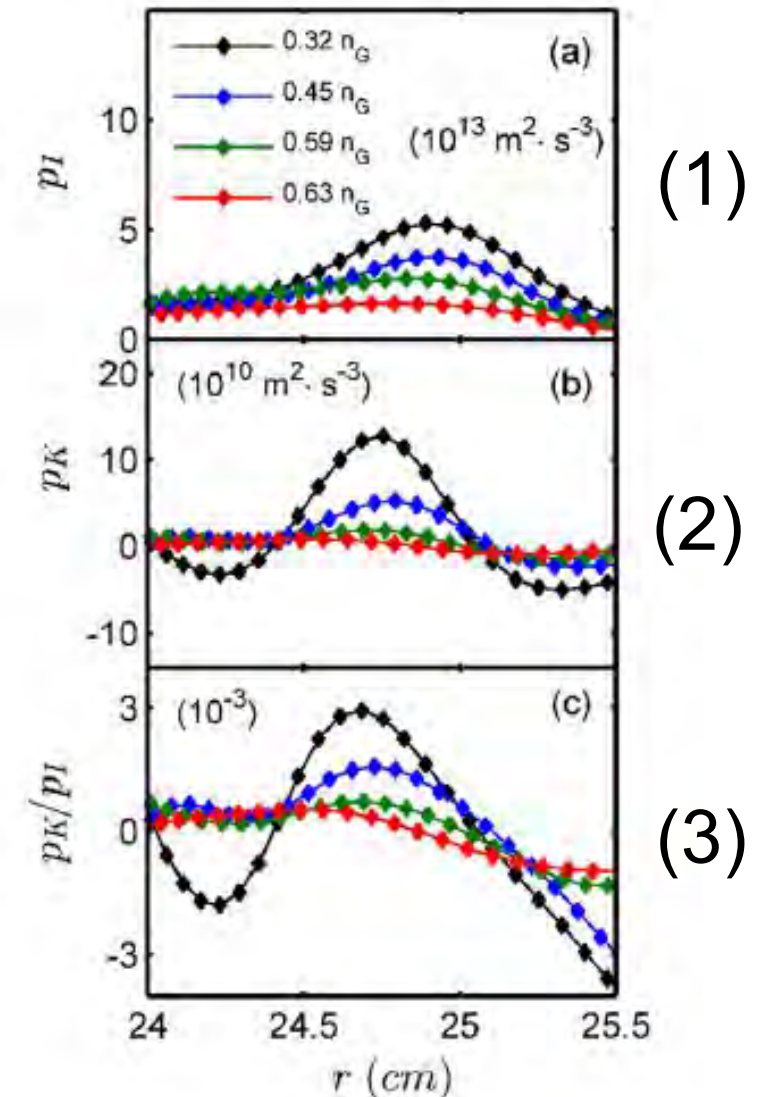
$$P_K = -\langle \tilde{V}_r \tilde{V}_\theta \rangle \langle V_E \rangle'$$

– Reynolds power drops as n/n_G rises (see Hong+, '18) (2)

– P_K/P_I drops as n/n_G rises (3)

➔ Fate of the Energy ?

➔ Where does it go?



Fate of the Energy ?

- Turbulence Energy Budget

$$\frac{\partial \varepsilon}{\partial t} + \frac{\partial}{\partial r} \langle v_r \varepsilon \rangle = P_I - \text{Dissipation}$$

Diagram annotations: "Triplet" with an arrow pointing to $\langle v_r \varepsilon \rangle$; "Production" with an arrow pointing to P_I .

$$\varepsilon = \varepsilon_k + \varepsilon_I \quad \varepsilon_I = \frac{c_s^2}{2} \langle (\tilde{n}/n_0)^2 \rangle \quad (\text{Internal Energy})$$

Diagram annotation: "Spreading" with an arrow pointing to $\langle v_r \varepsilon \rangle$.

- Then $P_S \rightarrow$ Power coupled to fluctuation energy flux \rightarrow Turbulence spreading

$$P_S = -\partial_r \langle \tilde{v}_r \varepsilon_I \rangle = -\partial_r \langle \tilde{v}_r \tilde{n}^2 c_s^2 \rangle / 2n^2 \rightarrow \text{Turbulence Spreading Power}$$

- Turbulence Spreading encompasses “Blob” and “Void” propagation

Fate of the Energy, Cont'd

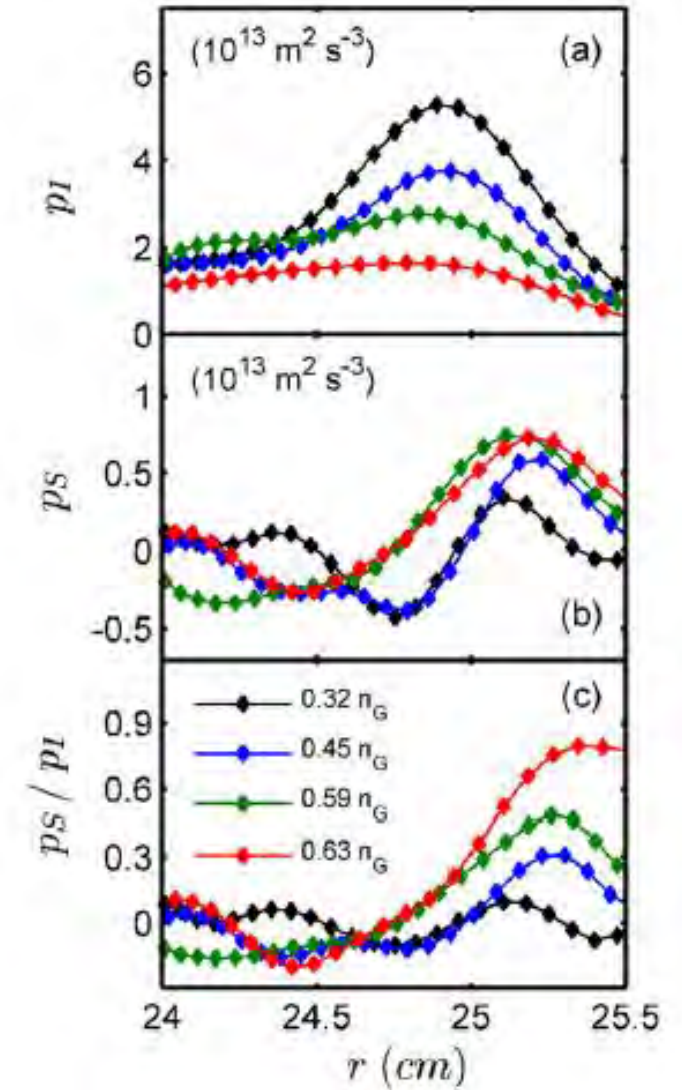
- Turbulence Spreading !
 - Reynolds power drops
 - P_S increases; transitions $P_S < 0$ to $P_S > 0$
- Where does the shear layer energy go?

$$(P_k/P_I)_{peak} \times (P_S/P_I)_{peak} \sim 0.3, 0.5, 0.4, 0.4 \times 10^{-3} \text{ as } n/n_G \uparrow$$

\approx constant

Energy diverted from shear layer to spreading at $L \rightarrow DL$

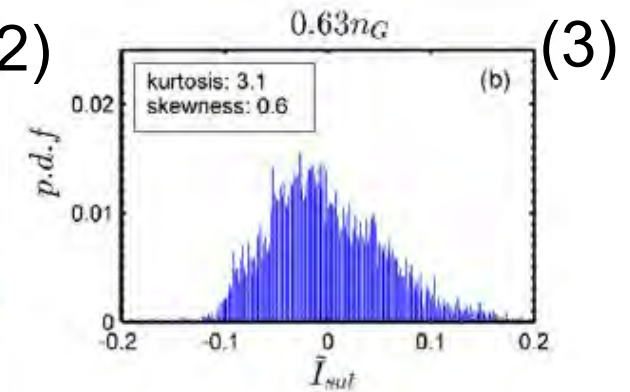
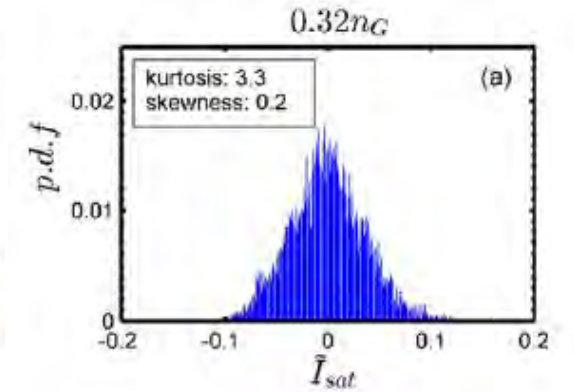
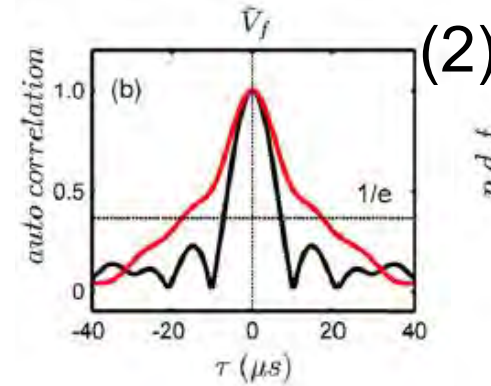
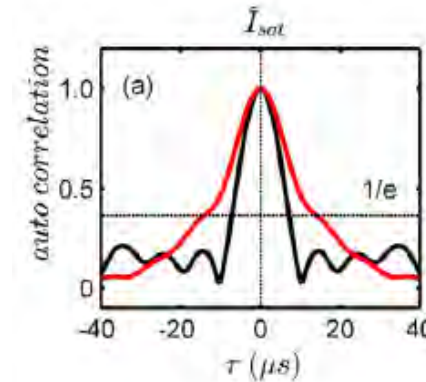
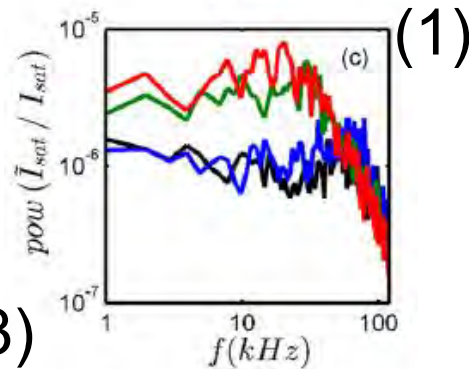
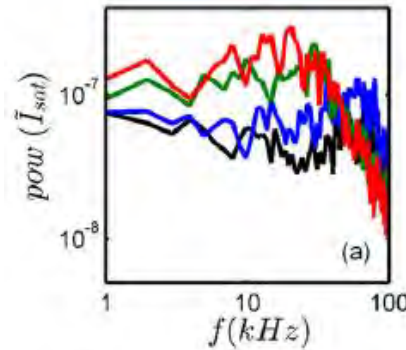
- N.B. Recent result (Long + 2024, submitted): $\delta(\text{spreading flux})$ is more robust indicator of DL than $\delta(\text{particle flux})$



Characteristics of Spreading

- Low frequency content of \tilde{I}_{sat}/I_{sat} increases (1)
- \tilde{I}_{sat} autocorrelation time increases (2)

Pdf \tilde{I}_{sat} develops positive skewness as n/n_G increases (3)



See also T. Long, P.D.+ submitted 2023 for \tilde{n} skewness \leftrightarrow spreading correlation and in \rightarrow out symmetry breaking

Characteristics of Spreading, Cont'd

- Enhanced turbulent particle transport events accompany L→DL back transition
- Events are quasi-coherent density fluctuations. Diffusive model of spreading
dubious
- Localized over-turning events, small avalanches, “blobs”, ...

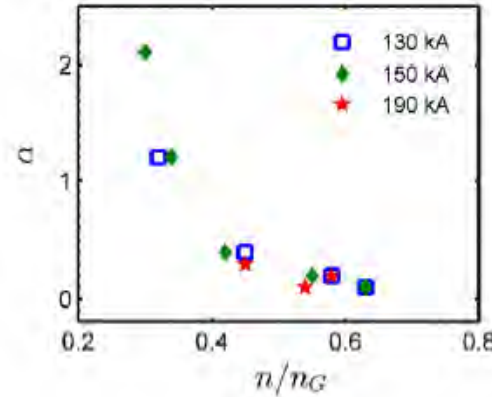
N.B. “The limits of my language means the limits of my world.”

- Ludwig Wittgenstein

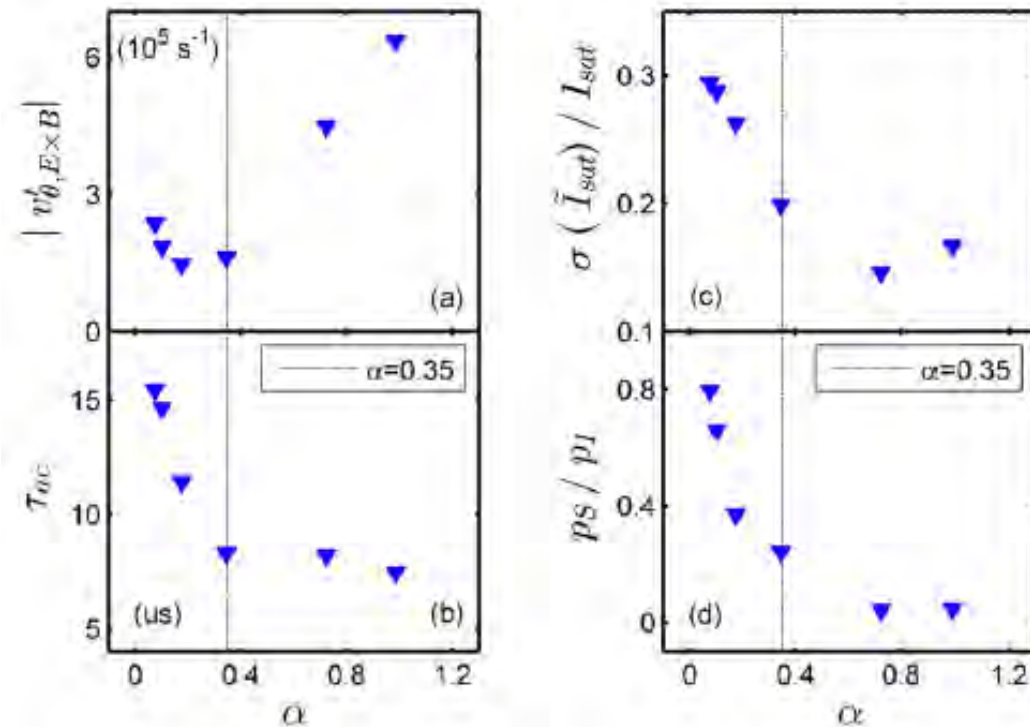
- Blob ejection → recycling → cold neutral influx → cooling + MHD trigger

Is there a key parameter? – Adiabaticity!

- Adiabaticity $\alpha = k_{\parallel}^2 V_{the}^2 / \omega \nu$
 α drops < 1 as n/n_G increases
- V'_E rises with $\alpha \uparrow$
 τ_{ac} decreases with $\alpha \uparrow$
 $\sigma(\tilde{I})/I$ decreases with $\alpha \uparrow$
 P_S/P_I decreases with $\alpha \uparrow$



N.B. $k_{\parallel} = 1/Rq$ assumed



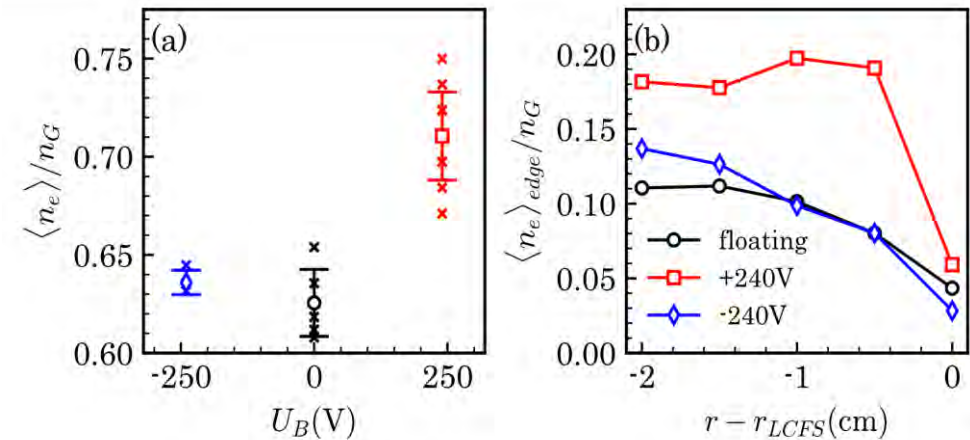
The Obvious Question

- Can driving the shear layer sustain high densities, where $L \rightarrow DL$, otherwise ?
- “Driving” \rightarrow bias electrode – here (J-TEXT). Not a conventional H-mode
- Long history of bias-driven shear layers in $L \rightarrow H$ saga – R.J. Taylor, et. seq.
- Recent: Shesterikov, Xu et. al. 2013 - Textor
- Electrode $\rightarrow J_r \rightarrow V_\theta \rightarrow V'_E$ etc.
- New Here?
 - High Density
 - Gas Puffing \rightarrow push on DL
 - Analysis

c.f. Rui Ke, P.D. + NF 2022

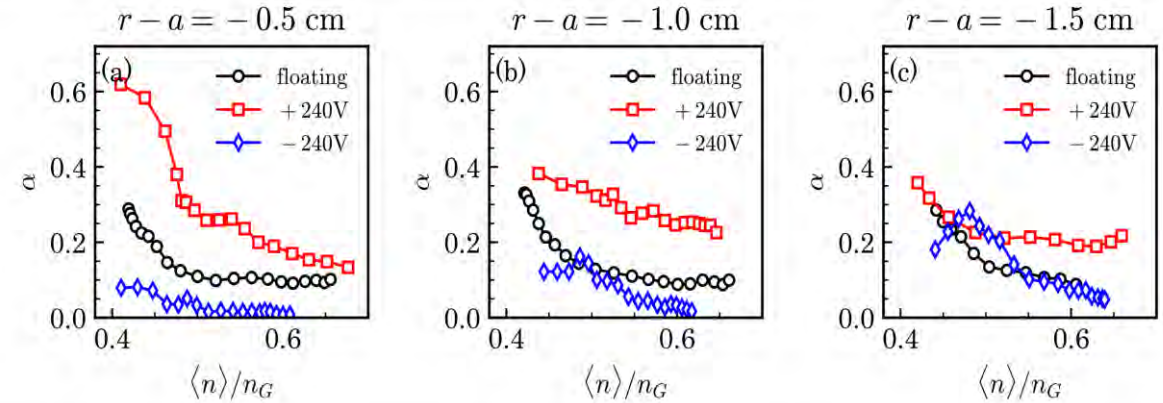
The Answer – Looks Promising!

- Edge density doubled for +240V bias
- $\bar{n}_{\text{max,bias}} > \bar{n}_{\text{max,float}}$
- Note: $\bar{n}_{\text{max,float}} \sim 0.7n_G$



Experiment limited by graphite probe sputtering

- Key parameter?
 - α systematically higher with +bias
 - $\alpha \sim T^2/n$
 - ← Reduced transport → higher T



- Turbulence spreading quenched by positive bias

The Physics

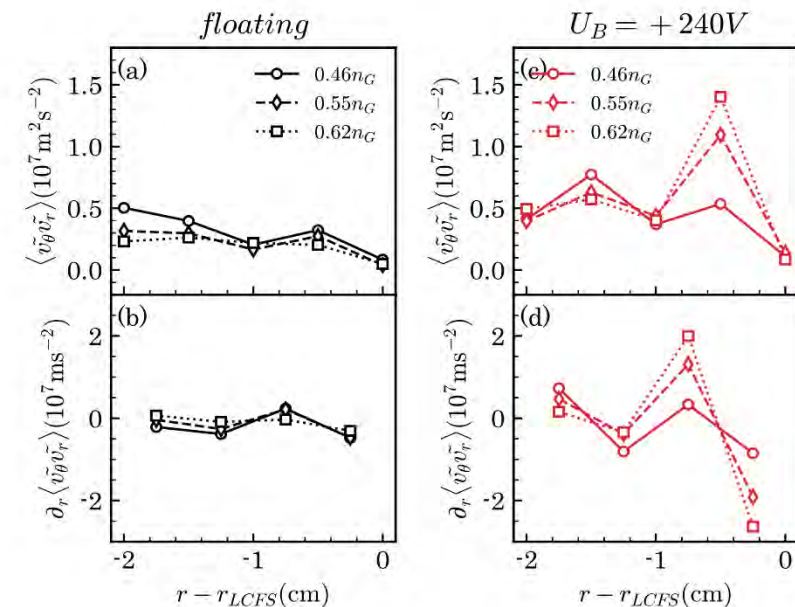
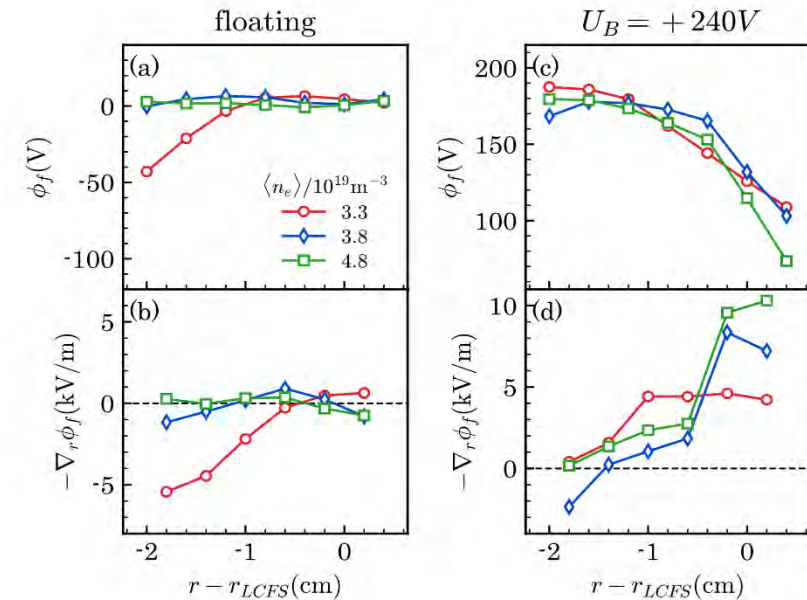
- Edge Shear Layer produced for +bias

N.B. Not an E_r well

- Reynolds stress, force increase for +bias

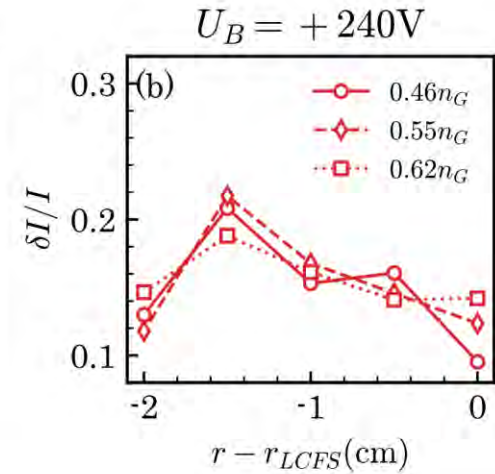
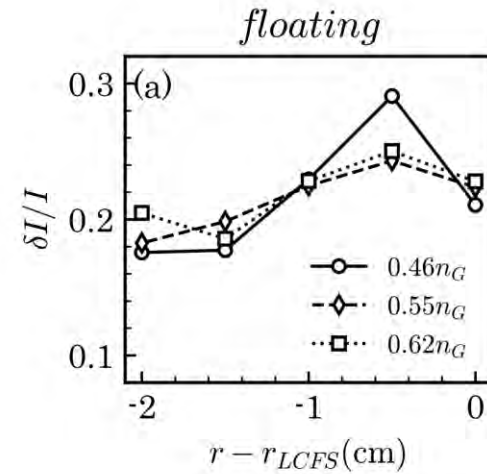
\leftrightarrow bias effect on eddy alignment

“Shearing” \leftrightarrow interplay of bias and Reynolds stress

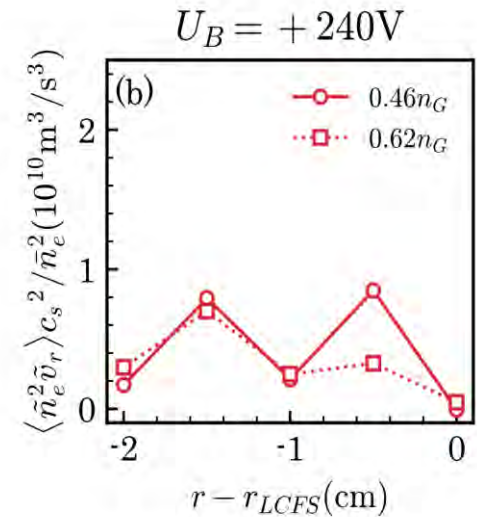
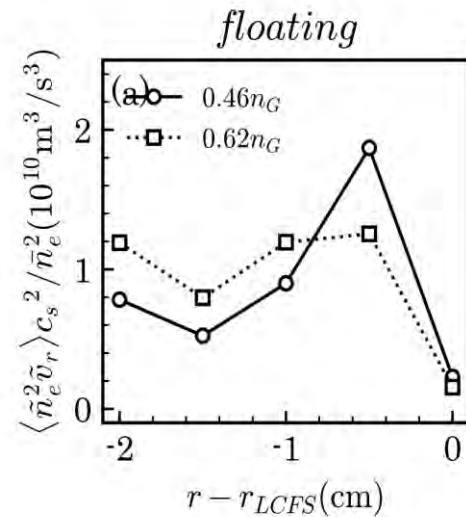


The Physics

- $\delta I/I$ ($\rightarrow \tilde{n}/n$) fluctuations sharply reduced by +bias

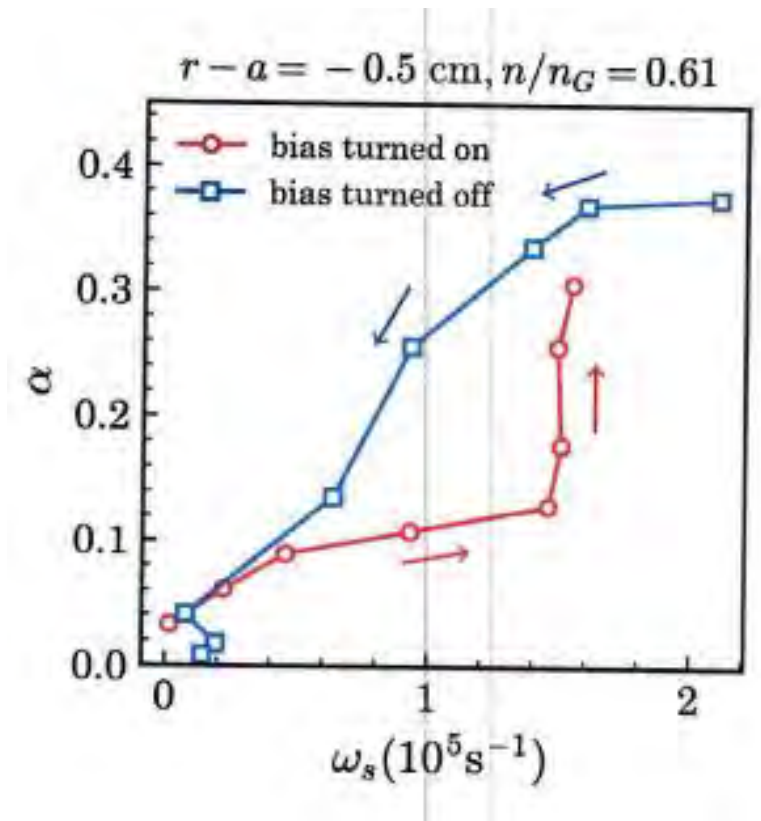


- Turbulence spreading quenched by +bias



Key Parameter vs Control Parameters

- α vs ω_{shear} exhibits hysteresis loop
- Cntr clockwise rotation $\rightarrow \omega_{shear}$ 'leads' α
- Is α unique 'key parameter'?
- For drift waves, $\alpha \sim T^2/n$
 - \rightarrow shear $\uparrow \rightarrow$ turbulence $\downarrow \rightarrow$ heat transport \downarrow
 - $\rightarrow \alpha$ increases
- Is ω_{shear} the control parameter?



Ongoing and Future Work

- Bias experiment with improved probe
- Ip scan vs n/n_G scan ? – obvious ‘Greenwald test’ (Long+ 2024, submitted):

Ip ramp down explained via $\omega_{shear} \tau_{cor}$

- Physics of spreading (Long, PD+ 2023)
 - Spreading \leftrightarrow Blob emission
 - Broken symmetry: “Spreading” dominated by large blobs

Some Theoretical Matters

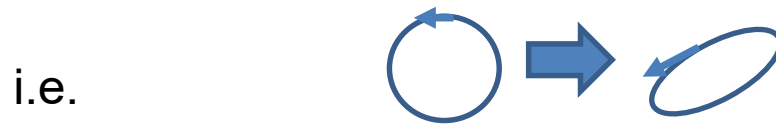
→ Shear Layer Physics

- Degradation / Collapse
- Support → Power

Step Back: Zonal Flows Ubiquitous! Why?

- Direct proportionality of wave group velocity and wave energy density flux to Reynolds stress \leftrightarrow spectral correlation $\langle k_x k_y \rangle$

Causality \leftrightarrow Eddy Tilting



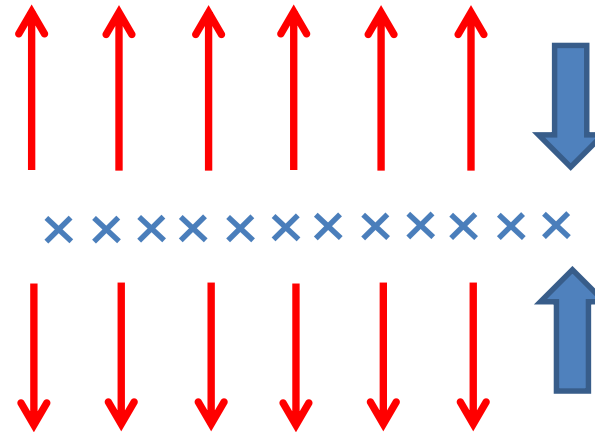
$$\omega_k = -\beta k_x / k_{\perp}^2 : (\text{Rossby})$$

$$\rightarrow V_{g,y} = 2\beta k_x k_y / (k_{\perp}^2)^2$$

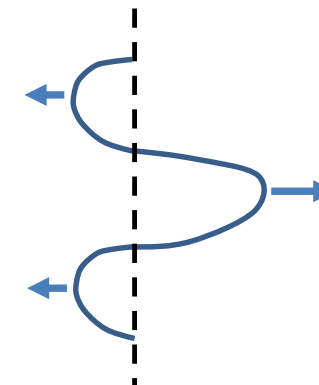
$$\rightarrow \langle \tilde{V}_y \tilde{V}_x \rangle = -\sum_k k_x k_y |\phi_k|^2$$

$$\text{So: } V_g > 0 (\beta > 0) \leftrightarrow k_x k_y > 0 \rightarrow \langle \tilde{V}_y \tilde{V}_x \rangle < 0$$

Propagation \leftrightarrow Stress



Cf: Held, Vallis in GFD
P.D. + Kim '90



- Outgoing waves generate a flow convergence! \rightarrow Shear layer spin-up

But NOT for hydro convective cells: (i.e. $\alpha < 1$)

- $\omega_r = \left[\frac{|\omega_{*e}| \hat{\alpha}}{2k_{\perp}^2 \rho_S^2} \right]^{1/2} \rightarrow$ for convective cell of H-W (enveloped damped)
- $V_{gr} = -\frac{2k_r \rho_S^2}{k_{\perp}^2 \rho_S^2} \omega_r \quad \leftarrow ?? \rightarrow \quad \langle \tilde{V}_r \tilde{V}_{\theta} \rangle = -\langle k_r k_{\theta} \rangle;$ direct link broken!

\rightarrow Energy flux NOT simply proportional to Momentum flux \rightarrow



\rightarrow Eddy tilting ($\langle k_r k_{\theta} \rangle$) does not arise as direct consequence of causality

\rightarrow ZF generation not 'natural' outcome in hydro regime!

\rightarrow Physical picture of shear flow collapse emerges, as change in branching ratio of vorticity flux to particle flux as α drops

N.B. Generic mechanism, not linked to specific "mode"

$\alpha < 1 \not\Rightarrow$ RBM

Simulations !?

- Extensive studies of Hasegawa-Wakatani system for $k_{\parallel}^2 V_{the}^2 / \omega \nu < 1, > 1$ regimes.
 - i.e. Numata, et al '07
 - Gamargo, et al '95
 - Ghantous and Gurcan '15
 - + many others
- All note weakening or collapse of ordered shear flow in hydrodynamic regime ($k_{\parallel}^2 V_{the}^2 / \omega \nu < 1$), which resembles 2D fluid/vortex turbulence – i.e. $\alpha < 1$
- Physics of collapse left un-addressed, as adiabatic regime ($k_{\parallel}^2 V_{the}^2 / \omega \nu$) dynamics of primary interest – ZFs
- Shear Layer Collapse $\leftrightarrow \alpha < 1$ Generic

What of the Current Scaling?

- Obvious question: How does shear layer collapse scenario connect to Greenwald scaling $\bar{n} \sim I_p$?
- Key physics: shear/zonal flow response to drive is 'screened' by neoclassical dielectric

i.e. $-\epsilon_{neo} = 1 + 4\pi\rho c^2 / B_\theta^2$

– ρ_θ as screening length

– effective ZF inertia lower for larger I_p

N.B.: Points to ZF response as key to stellarator.

Current Scaling, cont'd

$$(\tilde{V}'_E)_Z \approx \frac{S_{k,q}}{\left[\rho_i^2 + 1.6 \epsilon_T^{\frac{3}{2}} \rho_{\theta i}^2 \right]} \sim P \frac{\left(\frac{e\phi}{T} \right)^2}{\rho_{\theta i}^2} \sim B_\theta^2 P \left(\frac{e\phi}{T} \right)_{DW}^2$$

production factor

Production $\leftrightarrow \tau_c$

- Higher current strengthens ZF shear, for fixed drive
- Can “prop-up” shear layer vs weaker production
- Collisionality? – Edge of interest!?

Screening in the Plateau Regime!? (Relevant)

N.B. Ions!

$$\left(\frac{\phi_k(\infty)}{\phi_k(0)}\right)^{ZF} = \frac{\epsilon^2/q(r)^2}{(\epsilon/q(r))^2 + L} \approx \frac{\epsilon^2/q(r)^2}{L} = \frac{1}{L} \left(\frac{B_\theta}{B_T}\right)^2$$

$$L = \frac{3}{2} \int_0^{1-\epsilon} d\lambda \frac{\int d\theta}{2\pi} h^2 \rho \approx 1 - \frac{4}{3\pi} (2\epsilon)^{3/2}$$

- Favorable I_p scaling of time asymptotic RH response persists in plateau regime. Robust trend.
- Compare to Banana ($L = 1$);

$$\left(\frac{\phi_k(\infty)}{\phi_k(0)}\right)^{ZF} = \left(\frac{B_\theta}{B_T}\right)^2 \quad \text{Current scaling but smaller ratio}$$

Revisiting Feedback in Reduced Model (c.f. Singh, P.D. PPCF '21)

- How combine noise, neoclassical dielectric and feedback dynamics? → back to Predator-Prey...

Limiting reduction of complex ZF, corrugation evolution

$$\frac{\partial E_t}{\partial t} = \gamma E_t - \overset{\text{shear}}{\sigma E_v E_t} - \overset{\text{satn.}}{\eta E_t^2}$$

$$\frac{\partial E_v}{\partial t} = \overset{\text{modulation growth}}{\sigma E_t E_v} - \overset{\text{damping}}{\gamma_d E_v} + \overset{\text{nonlinear noise model}}{\beta E_t^2}$$

$\sigma \sim \epsilon_{neo}^{-1} \sim B_\theta^2 \sim I_p^2$
 $\beta \sim \epsilon_{neo}^{-2} \sim B_\theta^4 \sim I_p^4$

High B_θ enhances ZF coupling

N.B.: I_p enhances modulational growth

High B_θ enhances "noise" for Z.F.

Re: Developments:

- Zonal flow and turbulence always co-exist *
- Zonal flow energy increases with current
- Turbulence energy never reaches 'old' modulation threshold
- Zonal cross-correlation import TBD

cf: extends P.D. et. al. '94; Kim, PD '03

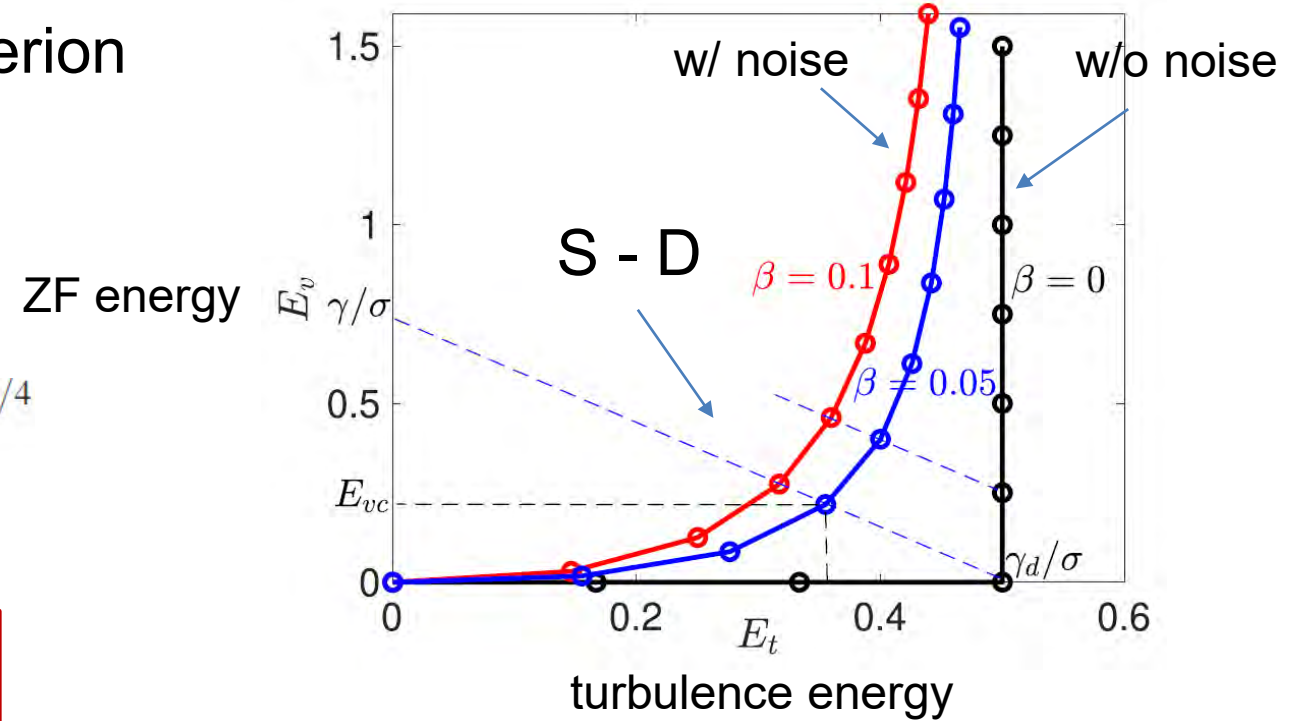
Criterion for Shear Layer Collapse

- For collapse limit, criterion without noise is viable approximation to with noise
- Derive shear layer persistence criterion

$$\frac{\rho_s}{(\rho_\theta L_n)^{\frac{1}{2}}} > \text{crit.}$$

$$\text{crit.} = \left[\frac{\eta}{\Omega_i} \frac{\gamma_d}{2k_x^2 \rho_s^2 \Theta \Omega_i^2} \frac{\hat{\alpha}}{q_\perp^2 \rho_s^2} \frac{(1 + q_\perp^2 \rho_s^2)^3}{q_y^2 \rho_s^2} \right]^{1/4}$$

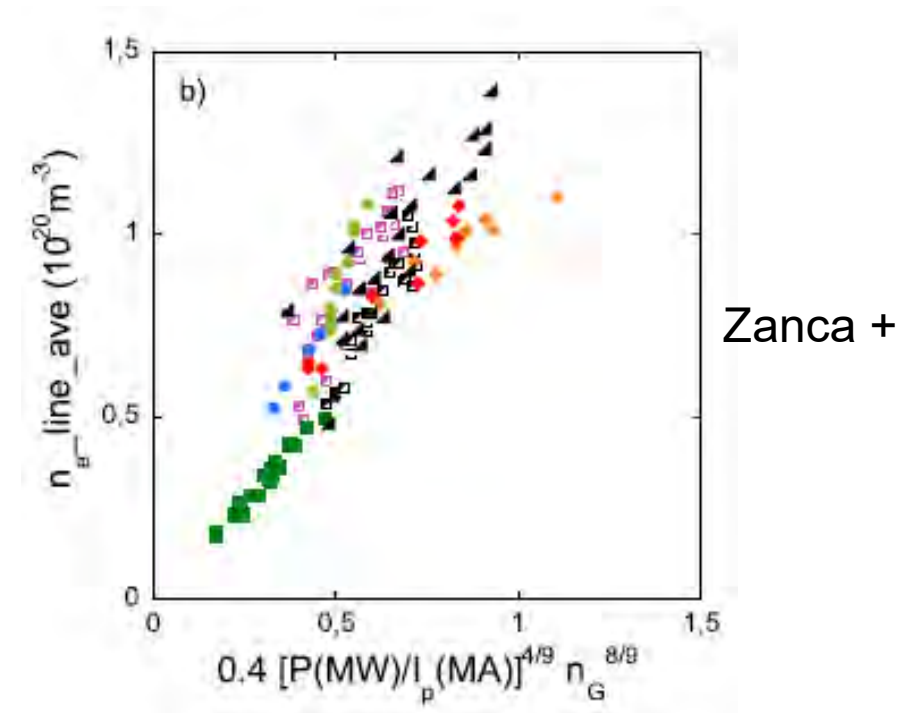
→ Dimensionless parameter $\frac{\rho_s}{(\rho_\theta L_n)^{\frac{1}{2}}}$



Larger B_θ enhances persistence of ZF

Power Scaling and Physics of L-mode Density Limit (Singh, P.D. PPCF 2022)

- Power Scaling is an old story, keeps returning
- Zanca+ (2019) fits $\rightarrow \bar{n} \sim P^{1/4}$
↑
- Giacomin+: Simulations recover power scaling
- Observe: $Q_i|_{\text{bndry}}$ will drive shear layer \rightarrow LH mechanism
- So: $P_{\text{scaling}} \leftrightarrow$ shear layer physics: a natural connection



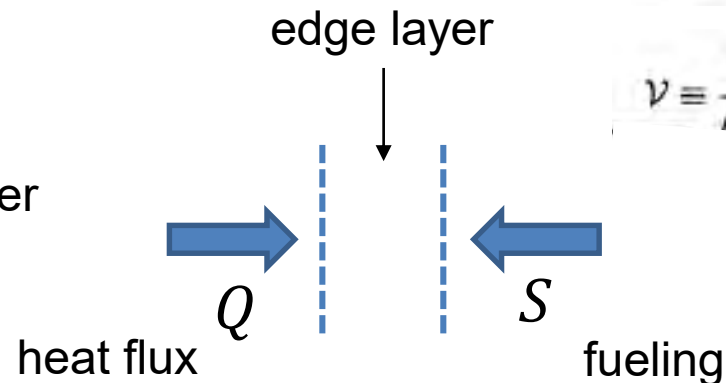
Expanded Kim-Diamond Model

- KD '03 – useful model of L→H dynamics (0D)
- See also Miki, P.D. et al '12, et. seq. (1D)
- Evolve $\varepsilon, V_{ZF}, n, T_i, V'_E$

↔

- Treats mean and zonal shearing
- Separates density and temperature contributions to P_i
- Heat and particle sources Q, S

N.B. i) ZeroD → interpret as edge layer
 ii) Does not determine profiles
 iii) Coeffs for ITG



$$\frac{\partial \varepsilon}{\partial t} = \frac{a_1 \gamma(N, T) \varepsilon}{1 + a_3 \mathcal{V}^2} - a_2 \varepsilon^2 - \frac{a_4 v_z^2 \varepsilon}{1 + b_2 \mathcal{V}^2} \quad \text{Fluctuation Intensity}$$

$$\frac{\partial v_z^2}{\partial t} = \frac{b_1 \varepsilon v_z^2}{1 + b_2 \mathcal{V}^2} - b_3 n v_z^2 + b_4 \varepsilon^2 \quad \text{Zonal Intensity}$$

$$\frac{\partial T}{\partial t} = -c_1 \frac{\varepsilon T}{1 + c_2 \mathcal{V}^2} - c_3 T + Q \quad T_i$$

$Q \rightarrow$ power

$$\frac{\partial n}{\partial t} = -d_1 \frac{\varepsilon n}{1 + d_2 \mathcal{V}^2} - d_3 n + S \quad n$$

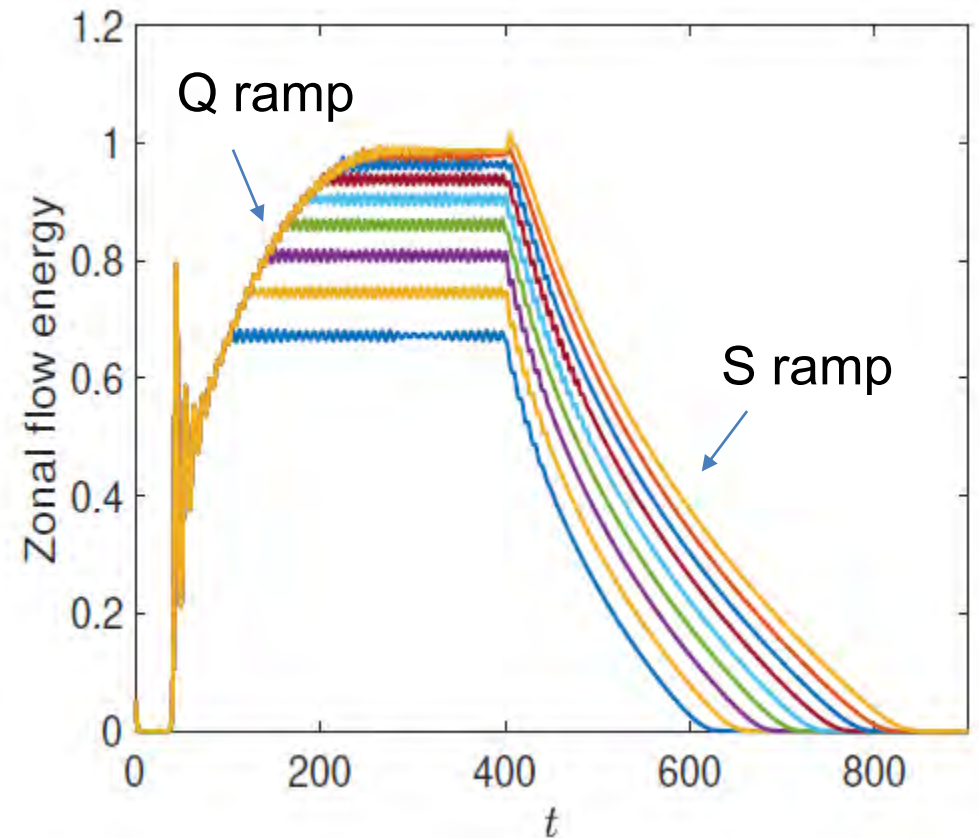
$S \rightarrow$ fueling shear

$$V'_E = -\rho_i v_{thi} L_n^{-1} (L_n^{-1} + L_T^{-1}) \quad \text{Shear (mean)}$$

$$\mathcal{V} \equiv \frac{V'_E a}{v^* v_{thi}} = -\frac{n_0}{n} \mathcal{N} \left(\frac{n_0}{n} \mathcal{N} + \frac{T_0}{T} \mathcal{T} \right)$$

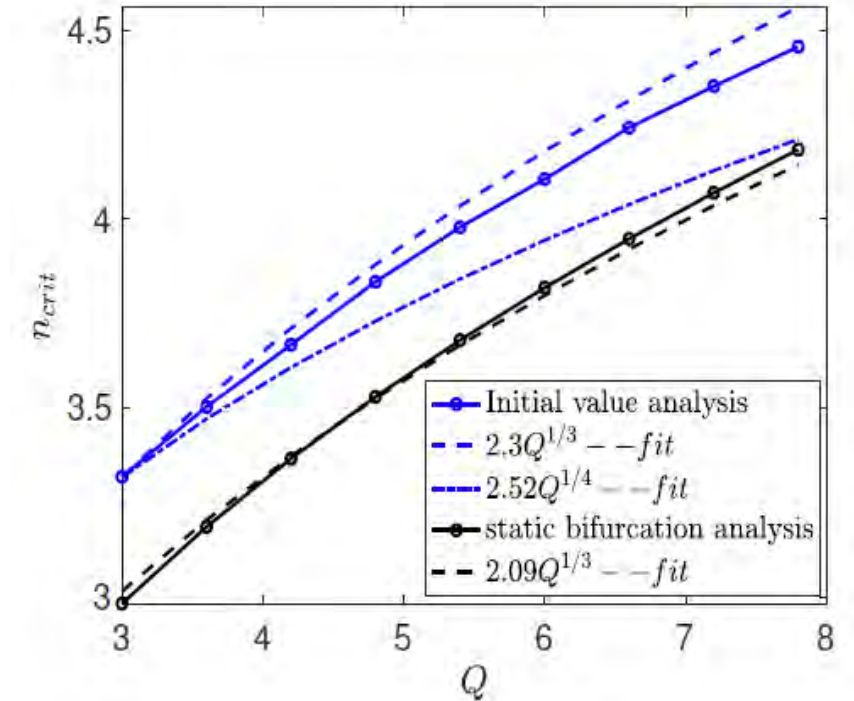
L → DL Studies: Shear Layer Physics ↔ Power Scaling

- Look for shear layer collapse
 - Q ramp-up to L-mode, followed by S ramp-up
 - Oscillations → predator-prey cycles
 - n for ZF collapse increases with Q
- scaling of n_{crit} emerges



Power Scaling: LDL

- $n_{crit} \sim Q^{1/3}$
- Distinct from Zanca, but close (model)
- In K-D, with neoclassical screening $n_{crit} \sim I_p \rightarrow I_p^2$
- Physics is $\gamma(Q)$ vs ZF damping
- Shear layer drive underpins power scaling



Physics: $Q_i \rightarrow$ Turbulence \rightarrow Reynolds Stress \rightarrow ZF shear

Increased ZF damping \rightarrow Confinement degradation

NB: Unavoidable model dependence in scalings

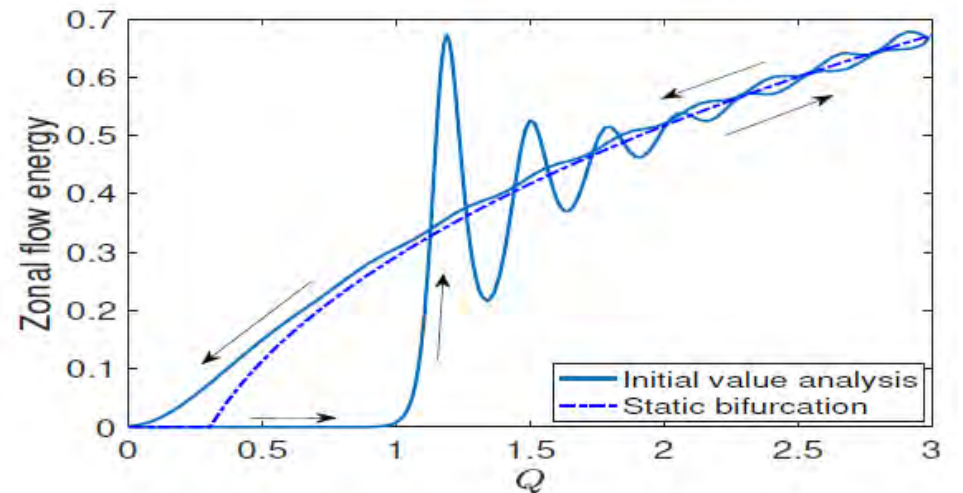
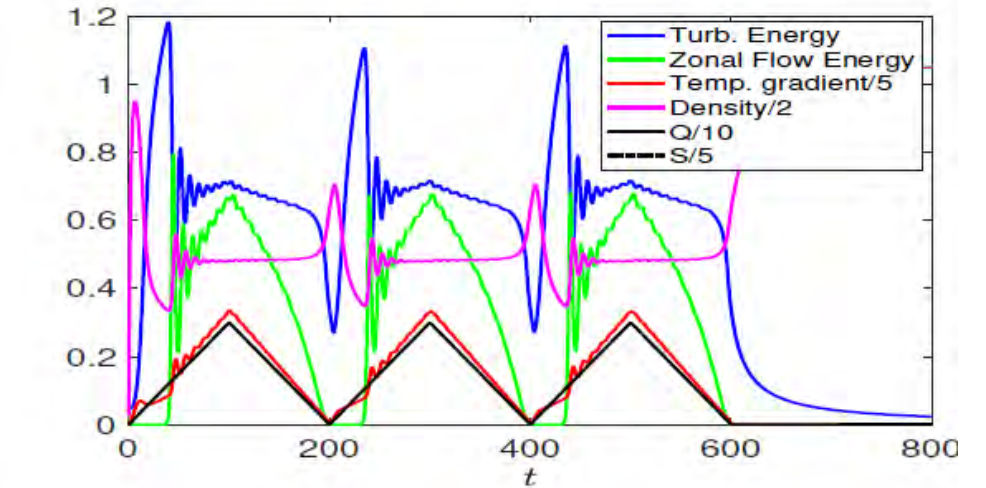
Beyond Scalings: L→DL 'Transition' Physics

“If it Flux Like a Duck... (M.N. Rosenbluth, after F. Wagner)”

- Hysteresis ! in ε_{ZF} vs Q → Critical slowing down effect
- Expected, given 2 states transport
- Not familiar bistability ! → slow mode
- Physics prediction... beyond scaling

Also:

- Is there torque effect of density limit, i.e. $\nabla P/n$ vs $B_\theta V_\phi$?
- Torque $\leftrightarrow V'_E$ → Mean field
→ Reyn. stress coherence



Recent: NT Density Limit Studies (DIII-D) (Sauter, Hong+ 2023)

Stay Tuned

- $\bar{n} \sim 2 n_G$ achieved with ~ 10 MW NBI. No disruption
- NT greatly expands dynamic range of L-mode by preventing L \rightarrow H transition. Allows separation LDL, HDL.
- \bar{n}, n_{edge} both scale as P^α

$$\bar{n} \rightarrow \alpha \sim 0.3$$

$$n_{edge} \rightarrow \alpha \sim 0.4$$

Caveat Emptor

- Confinement degrades above n_G ? – Major question...
- V_E' effects noted

NB: High β_p , peaked density DIII-D dose not degrade τ_E above n_G (DIII-D; Ding, Garofalo+ ...)

From L-DL to H-DL

- H-mode density limit is back transition H→L at high density, usually followed by progression to $n_{\text{Greenwald}}$
- Key issue ! Gentle “pump-and-puff” (Mahdavi) has beat Greenwald \leftrightarrow strong shear layer...
- Candidates

– AUG: α_{MHD} at separatrix (Eich, Manz)

$$\lambda: v_D * \begin{cases} \tau_T \\ \tau_{\text{cond}} \end{cases}$$

– Goldston, Brown: Conduction broadens SOL, reduces $V_E' \rightarrow$

So – instability calculated & inward spreading hypothesized

$$\gamma = c_s / (\lambda R)^{1/2} - \phi / \lambda^2$$

- Experiments needed!

c.f. Dog + Tail ? \rightarrow track inward spreading ?!

N.B. Physics of Back Transition is key to HDL. What degrades ExB shear, absent ELMs

Conclusions: V'_E as Edge Order Parameter

- Density limits as “back-transition” phenomena; V'_E physics crucial
- L-DL mechanism:
 - Shear layer degradation
 - Strong turbulence spreading → Blob emission
- α is key parameter, but not only
- Scalings of L-DL emerge from zonal flow physics
 - I_p scaling → neo dielectric
 - P scaling → Reynolds stress, radial force balance
- Novel hysteresis evident in L-DL dynamics
- Back Transition is key. H→DL back transition trigger unclear.

Speculations / Questions

- Is H-DL due turbulent degradation of V_E' in pedestal? Mechanism?
- Can external means be used to enhance edge density?
- Collisionless regimes? - ∇_n TEM.
- Is there a L-mode edge with $\alpha > 1$ and $n > n_G$?
- D-L-H triple point, ala' phase transitions?
- New states:
 - Power – Density feedback loop in burning plasma?
 - Neg. Tri. at high n, P ? Features of edge plasma?
- Origin of confinement degradation at high density?

Thoughts for ABOUND

- Edge shear layer evolution during gas puff → cooling, spreading (Blobs) response
- Grand Challenge: Integrate Transport + MHD (“Causality Simulation”)
 - When does enhanced transport trigger condensation + island growth ?
 - Combine: turbulence + radiation + MHD
 - Recovery for small perturbations ?! – Necessary for credibility
- Physics of Power Dependence → mean shear, ZF? Negative Triangularity
desirable ↔ DIII-D

Thank You !

Supported by U.S. Dept. of
Energy under Award Number
DE-FG02-04ER54738